

TAB

TAB



PRINT TEMPLATE

Product	Folded Postcard
Size	6x12.75 >> 6x4.25 (tri, 2 tab) (WxH)
Style	Tri Fold Direct mail Portrait

BORDER THICKNESS - Must be atleast 3/8" from the bleed line to insure your border won't be cut off when printed.

SAFE AREA - Keep all text within this line.

FINISHED SIZE - This is where the product will be cut to size.

BLEEDS - Create a 1/8 inch bleed area to make sure that the ink goes to the edge of the finished size. Extend artwork/graphics to the edge of template.

OUTSIDE PANEL
THIS FLAP FOLDS SECOND

FOLD LINE

TOTAL SIZE 4" x 2.5"

Printing in this area is not allowed.
Reserved for Addressing/Postal mailing
purposes.

ARTWORK
ORIENTATION

1234 Return Address
Santa Clara, CA 95050

PERMIT #
GOES HERE
1.25 x 1.25
CLEAR AREA

Click below for indicia info
<http://www.printpapa.com/faq/?i=455>

FOLD LINE


TAB


TAB


OUTSIDE PANEL
THIS FLAP FOLDS FIRST


PRINT TEMPLATE

Product Folded Postcard
Size 6x12.75 >> 6x4.25 (tri, 2 tab) (WxH)
Style Tri Fold Direct mail
Portrait

 **BORDER THICKNESS** - Must be atleast 3/8" from the bleed line to insure your border won't be cut off when printed.

 **SAFE AREA** - Keep all text within this line.

 **FINISHED SIZE** - This is where the product will be cut to size.

 **BLEEDS** - Create a 1/8 inch bleed area to make sure that the ink goes to the edge of the finished size. Extend artwork/graphics to the edge of template.

**TOP
INSIDE PANEL**

FOLD LINE

**CENTER
INSIDE PANEL**

FOLD LINE

**BOTTOM
INSIDE PANEL**